



**Real Federación Española de Judo y Deportes Asociados**  
JIU-JITSU - AIKIDO - KENDO - WU-SHU - DEFENSA PERSONAL  
Y NIHON TAI JITSU



FECHA: 14.09.11

ORIGEN: ACTIVIDADES DEPORTIVAS

CIRCULAR

GENERAL Nº 157 /  
Anula la  
DEPARTAMENTAL Nº

DESTINATARIOS, PARA:

CUMPLIMIENTO: FEDERACIONES AUTONÓMICAS DE JUDO Y DD.AA.  
CONOCIMIENTO:  
ASUNTO: PRESENTACIÓN NUEVO SISTEMA DE COMPETICIÓN NE WAZA DE JIU-JITSU

V.º B.º:

TEXTO:

Para conocimiento de todas las Federaciones Autonómicas, Técnicos, Arbitros y Deportistas de Jiu-Jitsu, se informa que se realizará una presentación del nuevo sistema de competición de Ne Waza, en el lugar, fecha y horario que se detalla a continuación:

**Fecha:** Domingo 25 de septiembre de 2011  
**Horario:** 10'00 a 14'00 horas.  
**Lugar:** Centro Tecnificación Deportiva  
P.D.M. Villaviciosa de Odón  
c/ Leon, 59  
Villaviciosa de Odón / Madrid  
**Ponentes:** D. Eusebio Sánchez (Técnico Departamento Nacional Jiu-Jitsu)  
D. Antonio Valero (Técnico Departamento Nacional Jiu-Jitsu)  
D. Fermín Parra (Técnico Departamento Nacional Jiu-Jitsu)

**Inscripciones:**

Las inscripciones deberán realizarse antes del día 20 de septiembre en la Federación Madrileña, en la siguiente dirección de correo: [secretariageneral@fmjudo.net](mailto:secretariageneral@fmjudo.net)

Se adjunta información sobre las reglas de Ne Waza en competición.

Se comunica que para este año está prevista la celebración del Campeonato de España de Ne Waza de Jiu-Jitsu.

Lo que se participa para general conocimiento

**EL DIRECTOR DEPORTIVO**



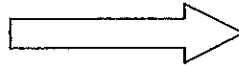

**Fdo. Francisco Valcárcel Robles**





# Rules of NE-WAZA Judo-Jujitsu Competitions

Only locks and strangulations stop the fight before the given time.



## DIFFERENTS CONTROLES



OSAE WAZA  
=  
1 POINT  
5 Sec control.



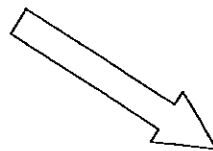

KNEE ON THE STOMACH  
=  
2 POINTS  
3 Sec control.



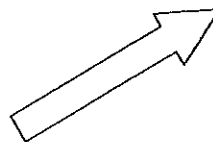

TAKEN UP POSITION  
=  
4 POINTS  
5 Sec control.

We can mark control points that by rising :

Ex : OSAE WAZA  $\Rightarrow$  KNEE ON THE STOMACH  $\Rightarrow$  TAKEN UP POSITION  
1 Pt + 2 Pts + 4 Pts = 7 Pts





THE BACK  
=  
4 POINTS  
5 Sec control.



In both controls opposite,  
two feet must be engaged  
beyond groins.

## ACTIONS



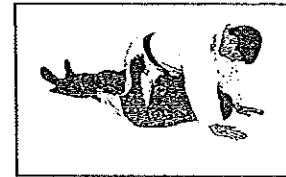
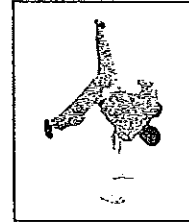
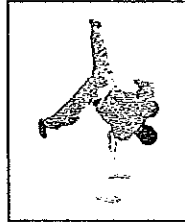
## PROJECTIONS

PROJECTION « IPPON »  
(Following-up not necessary)

=  
2 POINTS

SIMPLE PROJECTION + CONTINUITY

=  
2 POINTS



PROJECTION + OSAE WAZA = 3 PTS

PROJECTION + KNEE ON THE STOMACH = 4PTS

PROJECTION + TAKEN UP POSITION = 6 PTS

## ACTIONS

## PASSAGE OF GUARD

A release of the legs considered as a passage of guard.




PASSAGE OF GUARD + OSAE WAZA = 4 PTS

PASSAGE OF GUARD + KNEE ON THE STOMACH = 5 PTS

PASSAGE OF GUARD + TAKEN UP POSITION = 7 PTS

*To be validated, the passage of guard must be necessarily followed by a control. If this last one is not concretized, there will be an advantage attributed.*

*The passage of the guard to the half-guard will be validated by an advantage if Tori controls the top of the body of Uke.*

**ACTIONS****INVERSION OF POSITION**



INVERSION OF POSITION  
+  
TAKE THE BACK 5 sec.  
=  
2 POINTS

Any actions of Tori followed by a grip of back during 5 seconds will allow him to mark 2 points.



Ex: on a connection up ground of Tori, Uke falls in quadrupédique position. If Tori takes the back of hanging Uke 5 sec, he will mark 2 points.

**ACTIONS****REVERSAL** (UKE ENTERS THE LEGS OF TORI)

We understand by reversal the position of departure where Tori is in situation lower than Uke, that is when Tori sits with Uke between legs or when Tori holds a leg of Uke.



REVERSAL + CONTINUITY = 2 POINTS



REVERSAL + OSAE WAZA = 3 PTS

REVERSAL + KNEE ON THE STOMACH = 4 PTS

REVERSAL + TAKEN UP POSITION = 6 PTS

*The exits of Osaé Komi by reversal will allow to mark 2 points.*


*We find the same combinations of points as for the classic reversal 3 points, 4 points or 6 points.*

*When the fighters are on the knees, face to face, we apply the points of the reversal.*

## ACTIONS

## REVERSAL (UKE IN QUADRUPEDIQUE POSITION)

We understand by reversal the position of departure where Uke is in situation lower than Tori, that is when Uke is in position quadrupédique and Tori above or close.



REVERSAL + OSAE WAZA = 3 PTS


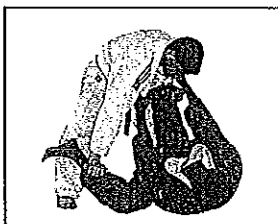
REVERSAL + KNEE ON THE STOMACH = 4 PTS

REVERSAL + TAKEN UP POSITION = 6 PTS

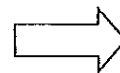
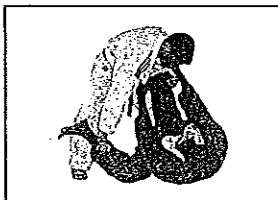
*Contrary to the only reversal which brings 2 points, this reversal to be validated, must be concretized by a control. If this last one is not concretized, there will be an advantage of attributed.*

*The actions of reversal the objective of which is the finalization by a key or a constriction, will not be validated by points. In case of not finalization of the technique, the referee will attribute an advantage.*



### Example of accumulations of point



Passage of Guard  
+  
Taken Up Position  
3+4 = 7 POINTS



Passage of Guard  
+  
Knee on the stomach  
3+2 = 5 POINTS



Reversal (UKE ENTERS THE LEGS OF TORI)  
+  
Taken Up Position  
2+4 = 6 POINTS